

TDA Time & Date / Speed Dials / Extension Name Changes



System Time
Change



System Speed
Dial Entry



Extension
Name Change

KX-TDA30
KX-TDA100
KX-TDA200
KX-TDA600

Note:

System Programming must be done from an extension on the system that has programming permission.

Programming must also be done from one of the following models:


KX-T7630/KX-T7633/KX-T7636



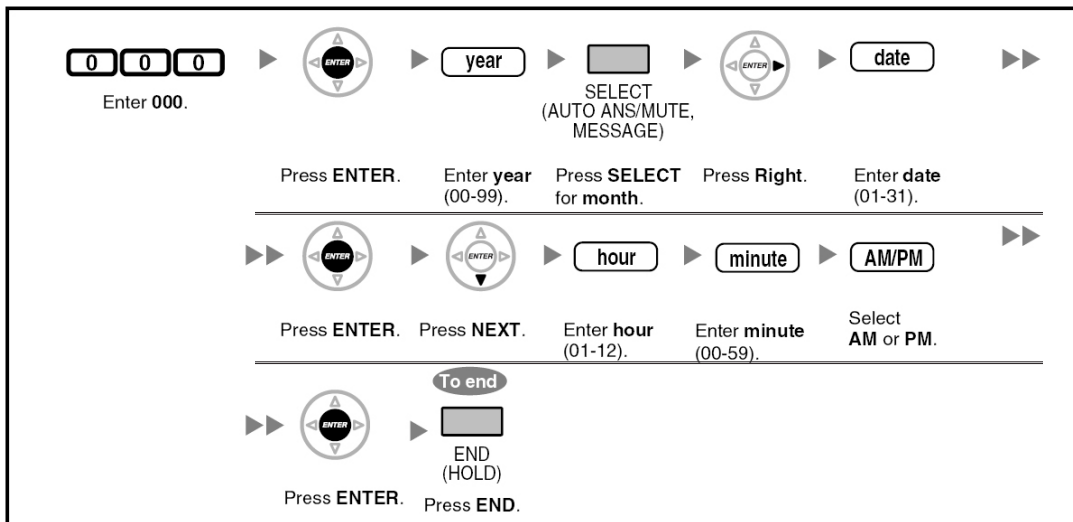
System Time / Date Change

(With the handset down and the phone idle)

Step 1 - Enter Programming Mode



Step 2




Step 3 - Exit Programming (Lift Phone Handset and Hangup)



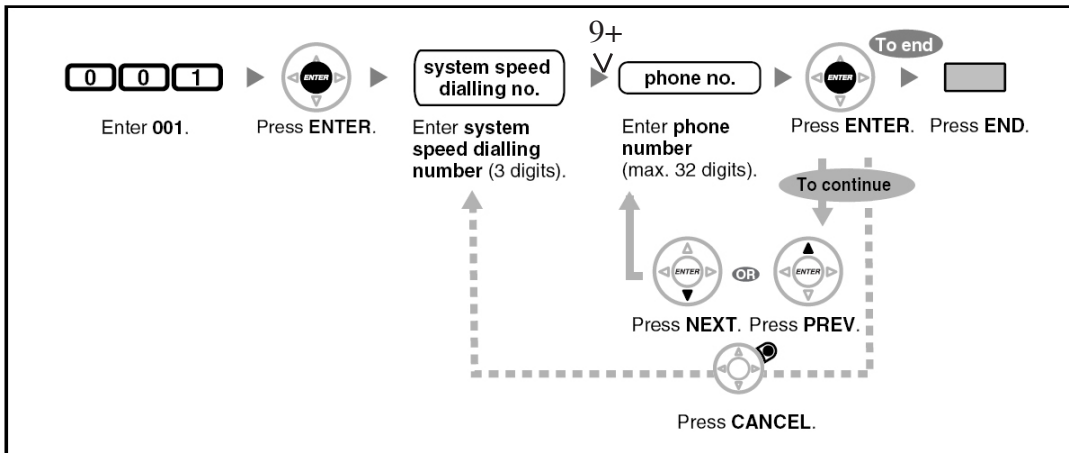
System Speed Dials

(With the handset down and the phone idle)

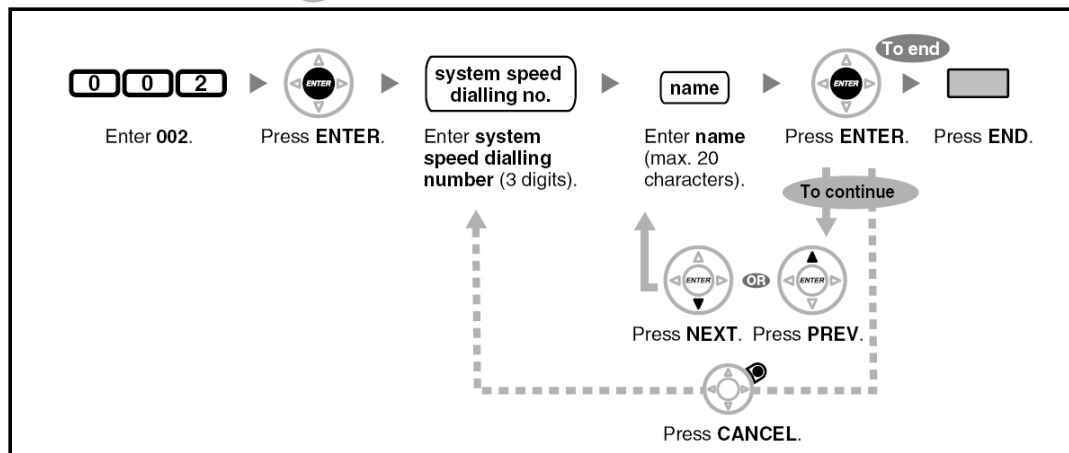
Step 1 - Enter Programming Mode



Step 2 - Program the telephone number to be stored



Step 3 - Press "Cancel" until the screen displays (Sys-Pgm No?->)




Step 3 - Exit Programming (Lift Phone Handset and Hangup)



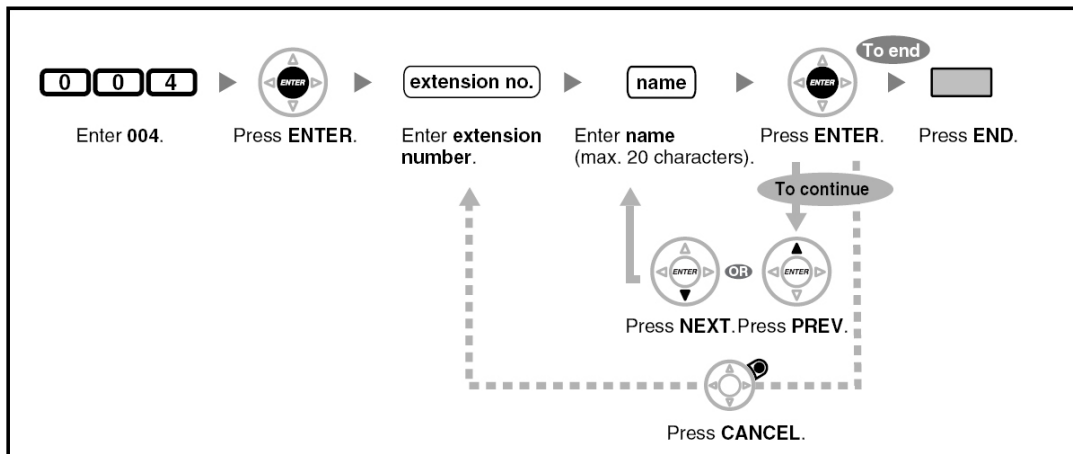
Extension Name Change

(With the handset down and the phone idle)

Step 1 - Enter Programming Mode



Step 2



Step 3 - Exit Programming (Lift Phone Handset and Hangup)